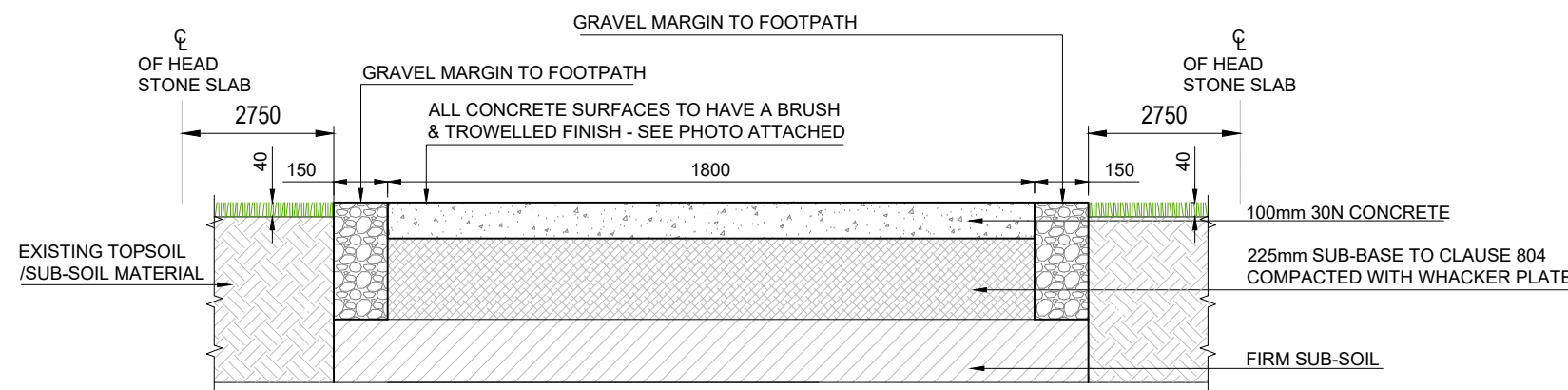


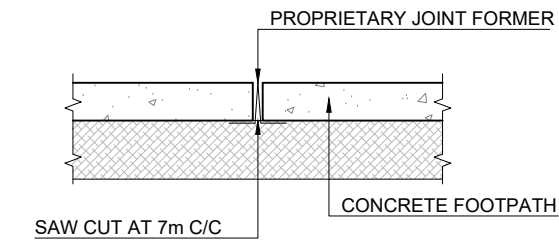
© CST Group

This drawing and any design hereon is the copyright of the Consultants and must not be reproduced without written consent. All drawings remain the property of the Consultants. Figured dimension only to be taken from this drawing. All dimensions to be checked on site. Consultants to be informed immediately of any discrepancies before work proceeds.

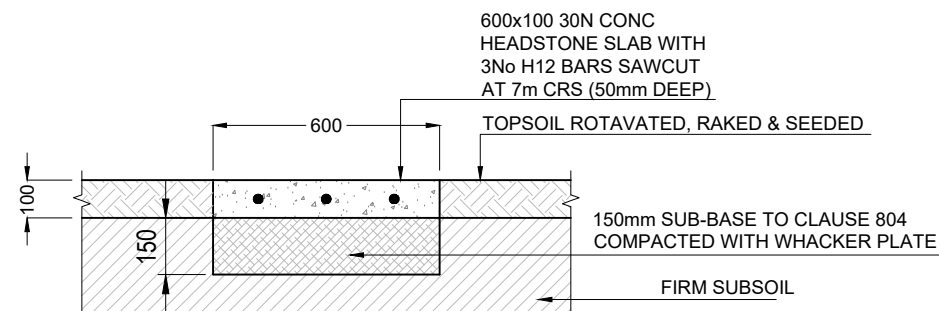
© Ordnance Survey Ireland Government of Ireland
Ordnance Survey Ireland Licence Number EN 0052819



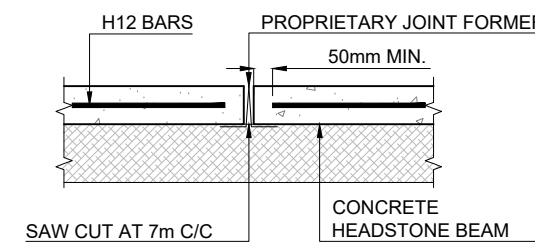
SECTION THROUGH TYPICAL FOOTPATH / GRAVEL VERGE
SCALE 1:20



TYPICAL CONTRACTION JOINT DETAIL (CONCRETE FOOTPATH)
SCALE 1:20



SECTION THROUGH HEADSTONE SLAB
SCALE 1:20



TYPICAL CONTRACTION JOINT DETAIL (HEADSTONE BEAM)
SCALE 1:20



PROPOSED FOOTPATH FINISH (BRUSH AND TROWEL)

P1	ISSUED FOR PART 8	MR	15.04.19
REV.	AMENDMENT	BY	DATE

DRAWN:	M ROBB	TECH. CHECK:	S SUMMERFIELD
SCALE @ A3:	1:20	ENG. CHECK:	S SUMMERFIELD
DATE:	27.03.2019	APPROVED:	S SUMMERFIELD
STAGE:	PLANNING		

JOB TITLE:	EXTENSION TO ROSSINVER GRAVEYARD CO. LETRIM		
DRAWING TITLE:	CONSTRUCTION DETAILS NORTHERN SITE		
CLIENT:	ROSSINVER GRAVEYARD EXT. COMMITTEE		

DRAWING No:	118248-1102	REV:	P1
-------------	-------------	------	----



CST Group
Chartered Consulting Engineers

1, O'CONNELL ST.
SLIGO
F91 W7YV
IRELAND
+353 71 919 4500
info@cstgroup.ie
www.cstgroup.ie